

ANDEK CORPORATION FIRE TEST REPORT

SCOPE OF WORK

ASTM E84 TESTING ON POLASEAL EFM

REPORT NUMBER

K8697.01-121-24

TEST DATE

07/21/20

ISSUE DATE

07/28/20

PAGES

11

DOCUMENT CONTROL NUMBER

RT-R-AMER-Test-2780 (09/19/18)

© 2017 INTERTEK



TEST REPORT FOR ANDEK CORPORATION

Report No.: K8697.01-121-24

Date: 07/28/20

REPORT ISSUED TO

ANDEK CORPORATION

850 Glen Ave

PO Box 392

Moorestown, New Jersey 08057-1122

SECTION 1

SCOPE

Intertek Building & Construction (B&C) was contracted by Andek Corporation, Moorestown, New Jersey, to evaluate the flame spread and smoke developed properties of Polaseal EFM. Testing was conducted at the Intertek B&C test facility in York, Pennsylvania. Results obtained are tested values and were secured by using the designated test method(s). A summary of test results and the complete graphical test data is reported herein.

This report does not constitute performance certification of this product nor an opinion or endorsement by this laboratory. Intertek B&C will service this report for the entire test record retention period. The test record retention period ends four years after the test date. Test records, such as detailed drawings, datasheets, representative samples of test specimens, or other pertinent project documentation, will be retained for the entire test record retention period.

SECTION 2

SUMMARY OF TEST RESULTS

Specimen I.D.: Polaseal EFM by Andek Corporation

ASTM E84 Test Results

| FLAME SPREAD INDEX | SMOKE DEVELOPED INDEX |
|--------------------|-----------------------|
| 50 | 100 |

*See Section 8 for additional information and commentary

For INTERTEK B&C:

| | | | |
|----------------------|---------------------------|---------------------|------------------------|
| COMPLETED BY: | Ben Samson | REVIEWED BY: | Ethan Grove |
| TITLE: | Technician – Fire Testing | TITLE: | Manager – Fire Testing |
| SIGNATURE: | | SIGNATURE: | |
| DATE: | 07/28/20 | DATE: | 07/28/20 |

BTS:ddr

This report is for the exclusive use of Intertek's Client and is provided pursuant to the agreement between Intertek and its Client. Intertek's responsibility and liability are limited to the terms and conditions of the agreement. Intertek assumes no liability to any party, other than to the Client in accordance with the agreement, for any loss, expense or damage occasioned by the use of this report. Only the Client is authorized to permit copying or distribution of this report and then only in its entirety. Any use of the Intertek name or one of its marks for the sale or advertisement of the tested material, product or service must first be approved in writing by Intertek. The observations and test results in this report are relevant only to the sample(s) tested. This report by itself does not imply that the material, product, or service is or has ever been under an Intertek certification program.

TEST REPORT FOR ANDEK CORPORATION

Report No.: K8697.01-121-24

Date: 07/28/20

SECTION 3

TEST METHOD

The specimens were evaluated in accordance with the following:

ASTM E84-20, *Standard Test Method for Surface Burning Characteristics of Building Materials*

SECTION 4

MATERIAL SOURCE/INSTALLATION

The test specimen was submitted to Intertek directly from the client. Samples were not independently selected for testing. Intertek has not verified the composition, manufacturing techniques or quality assurance procedures. The specimens, identified as Polaseal EFM by Andek Corporation, were received in good order.

SECTION 5

LIST OF OBSERVERS

| NAME | COMPANY |
|-----------------|--------------|
| Ben Samson | Intertek B&C |
| Micah Brillhart | Intertek B&C |

TEST REPORT FOR ANDEK CORPORATION

Report No.: K8697.01-121-24

Date: 07/28/20

SECTION 6

TEST PROCEDURE

This report describes the results of testing conducted in accordance with ASTM E84-20; Standard Test Method for Surface Burning Characteristics of Building Materials. The test method is for comparative surface burning behavior of building materials by determining a flame spread index (FSI) and a smoke developed index (SDI). This test is applicable to exposed surfaces, such as finish materials for ceilings or walls, and is conducted with the specimen in the ceiling position with the surface to be evaluated facing down toward the ignition source. The material or assembly of materials, shall be capable of being mounted into the test position by its own self-supporting structural quality or the manner in which it is tested and intended for use, by using added supports along the test surface or by securement from the back side.

“The use of supporting materials on the underside of the test specimen may lower the flame spread index from that which might be obtained if the specimen could be tested without such support. These test results do not necessarily relate to those indices obtained by testing materials without such support.” – ASTM E84-20 Section 1.4

The purpose of the method is to determine the relative burning behavior of the material by observing flame spread along the test specimen. Flame Spread Index and Smoke Developed Index are reported, however, there is not necessarily a relationship between these two measurements.

It is the intent of the test method to provide measurement of surface flame spread of the tested material when subjected to a fire exposure that is calibrated with select grade red oak flooring and fiber-cement board. It is also the intent of the test method to provide the comparative measurement of smoke development of the tested material against smoke development measurements for a running average value of 295 ± 2 grams of Liquid Heptane (high-performance liquid chromatography [HPLC] Grade). The test method exposes a nominal 24-ft (7.32-m) long by 20-in. (508-mm) wide test specimen to a controlled air flow and flaming fire exposure adjusted to produce a specific flame spread distance vs time calibration using select grade red oak flooring.

The test method does not provide information regarding heat transmission through the tested surface, the effect of aggravated flame spread behavior resulting from the proximity of combustible walls and ceilings, or the classification or definition of materials as noncombustible using flame spread index alone.

This standard should be used to measure and describe the properties of materials, products, or assemblies in response to heat and flame under controlled laboratory conditions and should not be used to describe or appraise the fire hazard or fire risk of materials, products, or assemblies under actual fire conditions. However, results of this test may be used as elements of a fire risk assessment which takes into account all of the factors which are pertinent to an assessment of the fire hazard of a particular end use.

There were no deviations from the requirements prescribed in ASTM E84.

TEST REPORT FOR ANDEK CORPORATION

Report No.: K8697.01-121-24

Date: 07/28/20

SECTION 7

TEST SPECIMEN DESCRIPTION

| | |
|-------------------------------------|---|
| MANUFACTURER* | Andek Corporation |
| PRODUCT TYPE* | Fire retardant (FR) wood sealer |
| SERIES/MODEL* | Polaseal EFM |
| COMPOSITION* | Water-based siloxane |
| CONDITIONING TIME | 72+ hr. |
| SPECIMEN SIZE | 24 in. wide x 72 in. long |
| THICKNESS | 3/16 in. |
| SPECIMEN SECTIONS | 4 |
| TOTAL WEIGHT | 5.9 lbs. |
| COLOR | Wet-Milky; Dry-Clear |
| SIDE TO FLAME* | Client specified coated/sealed face |
| SUPPORT USED* | Material was self-supporting |
| MOUNTING METHOD | Material was self-supporting |
| SUBSTRATE USED* | No substrate was utilized |
| NOTES/ADDITIONAL SAMPLE INFO | N/A |
| CEMENT BOARD | 1/4 in. thick fiber cement board was placed on top of the sample. |

*From the client's material description and/or instructions

Note: Specimens were conditioned as per the requirements of Section 6.4 of ASTM E84-20.

TEST REPORT FOR ANDEK CORPORATION

Report No.: K8697.01-121-24

Date: 07/28/20

SECTION 8**TEST RESULTS**

| TEST RESULTS | |
|-----------------------------|------------|
| Test Date | 07/21/20 |
| Test Operator | Ben Samson |
| Flame Spread Index (FSI) | 50 |
| Smoke Developed Index (SDI) | 100 |

| TEST DATA | |
|---------------------------|--------|
| FSI (unrounded) | 50.8 |
| SDI (unrounded) | 100.1 |
| FS * Time Area (Ft * Min) | 98.5 |
| Smoke Area (% * Min) | 64.9 |
| Fuel Area (°F * Min) | 6012.2 |

| TEST OBSERVATIONS | |
|----------------------------|-----------------|
| Ignition Time | 00:26 (Min:Sec) |
| Max Flame Front Advance | 14.4 Feet |
| Time to Max Flame Front | 06:10 (Min:Sec) |
| Max Temp At Exposed T/C | 854.5°F |
| Time To Max Temp | 06:06 (Min:Sec) |
| Dripping Observed | None |
| Flaming On Floor Observed | 04:29 (Min:Sec) |
| After Flame Top Observed | None |
| After Flame Floor Observed | None |
| Sagging Observed | None |
| Delamination Observed | None |
| Shrinkage Observed | None |
| Fallout Observed | 04:59 (Min:Sec) |
| Cracking Observed | None |
| Additional Observations | None |

TEST REPORT FOR ANDEK CORPORATION

Report No.: K8697.01-121-24

Date: 07/28/20

SECTION 8 (Continued)

TEST RESULTS

COMMENTARY ON CLASSIFICATION

Neither ASTM E84 nor UL 723 include classification criteria for the results obtained from testing. The International Building Code® (IBC), NFPA 101: Life Safety Code® (NFPA 101), and NFPA 5000: Building Construction and Safety Code® (NFPA 5000) all describe a set of classification criteria required for interior wall and ceiling finish materials based on Flame Spread Index and Smoke Developed Index when tested in accordance with ASTM E84 or UL 723. The classification criteria for all three model codes is the same:

| Class | Flame Spread Index | Smoke Developed Index |
|-------|--------------------|-----------------------|
| A | 0-25 | 0-450 |
| B | 26-75 | 0-450 |
| C | 76-200 | 0-450 |

Note that classification under this scheme for interior wall and ceiling finishes does not strictly apply to all products or materials tested in accordance with ASTM E84 or UL 723 because not all products or materials are recommended or suitable for use as interior wall or ceiling finish materials in buildings, regardless of the surface burning characteristics. Consult with the product manufacturer and the local authority having jurisdiction (AHJ) regarding specific applications of a given product or material.

TEST REPORT FOR ANDEK CORPORATION

Report No.: K8697.01-121-24

Date: 07/28/20

SECTION 9 PHOTOGRAPHS



Photo No. 1
Exposed Surface of the Test Specimen (Pre-test)



Photo No. 2
Unexposed Surface of the Test Specimen (Pre-test)

TEST REPORT FOR ANDEK CORPORATION

Report No.: K8697.01-121-24

Date: 07/28/20

SECTION 9 (Continued) PHOTOGRAPHS



Photo No. 3
Unexposed Surface of the Test Specimen (Post-test)



Photo No. 4
Exposed Surface of the Test Specimen (Post-test)

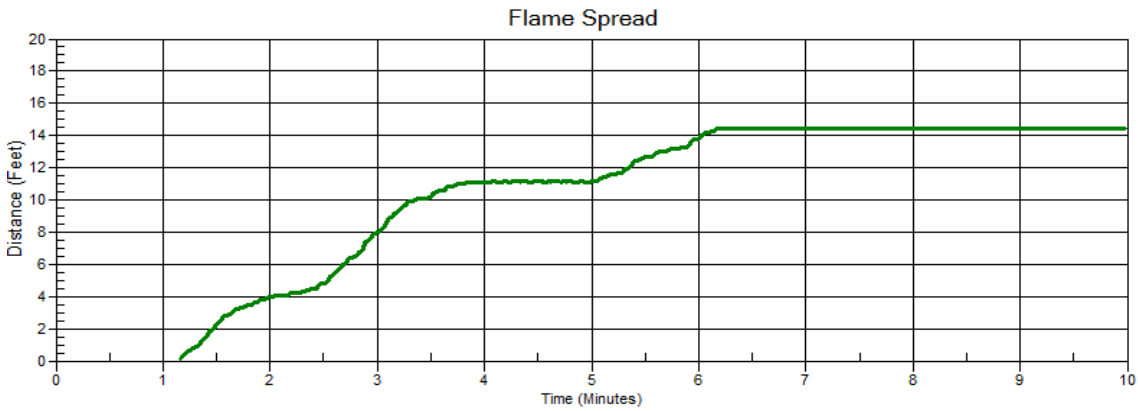
TEST REPORT FOR ANDEK CORPORATION

Report No.: K8697.01-121-24

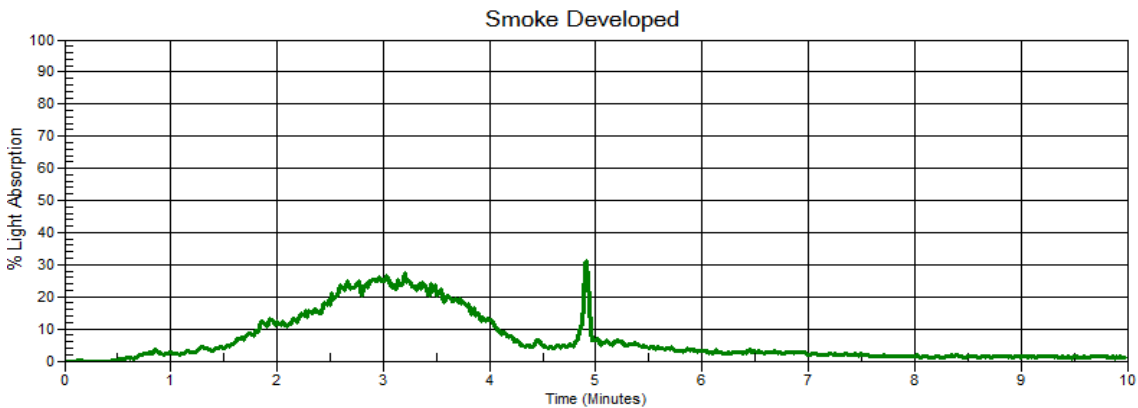
Date: 07/28/20

SECTION 10

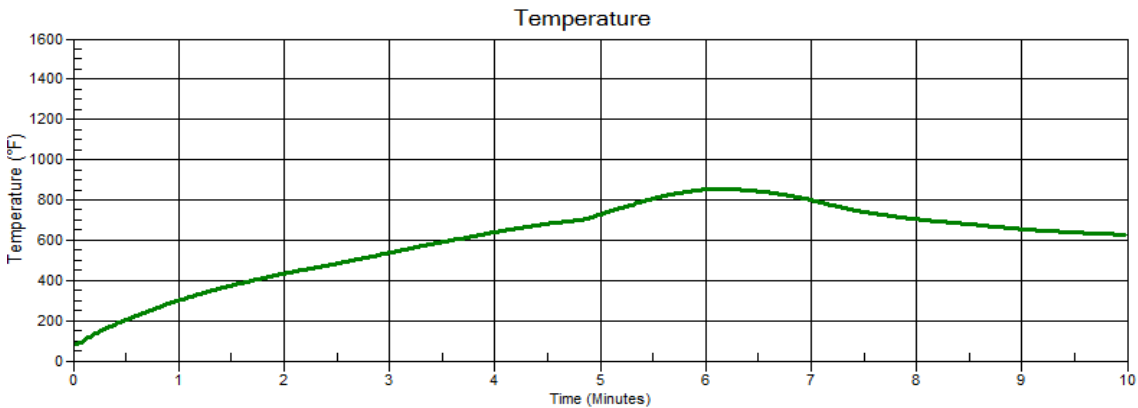
GRAPHS



Graph No. 1 - Flame Spread Distance Versus Time



Graph No. 2 - Light Obscuration Versus Time



Graph No. 3 - Tunnel Air Temperature Versus Time



Total Quality. Assured.

130 Derry Court
York, Pennsylvania 17406

Telephone: 717-764-7700
Facsimile: 717-764-4129
www.intertek.com/building

TEST REPORT FOR ANDEK CORPORATION

Report No.: K8697.01-121-24

Date: 07/28/20

SECTION 11

REVISION LOG

| REVISION # | DATE | PAGES | REVISION |
|------------|----------|-------|-----------------------|
| 0 | 07/28/20 | N/A | Original Report Issue |